



News
March 2009

A Word from Debora – On With the Show!

There is nothing like the experience of being in the same room with over 200 quilts. To see the creativity, the workmanship, and the stories behind the quilts is exhilarating. For three days every two years, our community is treated to a wonderful show of quilts created by members of the Cotton Patch Quilt Guild. Whether you are a quilt maker or a quilt admirer (or both!!), I encourage you to make time in your weekend to attend. You will see quilts of every size, shape, and style. Some are just for fun while others have special memories or stories attached.

The details:

What: “Quilts for All Seasons” by the Cotton Patch Quilt Guild

When: Friday, March 6, 10-6pm; Saturday, March 7, 10-6pm; Sunday, March 8, 12-4pm

Where: Oconee County Civic Center

As a special bonus, look for the Dragonfly Quilt Shop ad in your show program. After you visit the show, stop by the shop and present your program to enjoy 15% off your purchases for the day.

We look forward to seeing you, both at the shop and at the show!

Happy Quilting,
Debora

Closing early March 5; Open on Sunday, March 8

We’ve tweaked our hours just a bit in celebration of the quilt show. On Thursday, March 5, we will be closing a couple of hours early, at 5pm. On Sunday, March 8, we’ll be open from 1-4pm.

Celebrating all things GREEN this month

What do you think of when you hear the words “going green”?

You can be frugal and save some green...

- Shop in our clearance section to receive 40% off fabric, fat quarters, books, patterns, and notions.
- Learn lots of tips and ideas from Anita Heady in her “Green Ideas for Your Studio” class on Saturday, March 28 from 10-noon. She’ll be sharing ways to make the most of the fabric and supplies you have on hand along with suggesting ways to be more



environmentally friendly in your studio. The class is frugally priced at \$19, and all who attend will receive a \$5 coupon toward future purchases at the shop.

You can be green by caring for your environment...

- Starting this month, we're going to start recycling cans, bottles, and cardboard for the shop. So next time you accept a complimentary water or soda, know that it will make its way to our local recycling center.
- Several of you have mentioned having a "collection" of our white paper shopping bags at home. Please feel free to bring them back to the shop. We'll recycle them by using them for your next purchase or for someone else.
- Get a quarter back by bringing in your own bag rather than using ours. If you use your own bag, or simply don't need one, we'll take \$.25 off your total purchase.
- Look for a new Dragonfly Quilt Shop canvas bag later this month. These awesome heavy canvas bags will be great for all your shopping needs. We'll have them available for \$14.99. Anytime you use your Dragonfly Quilt Shop canvas bag for your purchases, you will get \$.50 off your total purchase. We'll also offer other special deals for those who have these bags throughout the year.



You can celebrate St. Patrick's Day...

- Wear green to the shop on St. Patrick's Day and get \$1 off per yard of all our regularly priced fabric.
- Get some green back on your backing fabrics all during St. Patrick's Day week (March 17-21). Buy five or more yards of any one fabric or purchase two yards or more of our 108" wide backing fabric and take 20% off the regular price.



You can make your friends **green with envy** by participating in all the great going green events we have planned for this month!

Embellishments Galore - Wearable Arf! Book Review

Are you looking for a little inspiration for your fabric projects or maybe something that will add a little kick to your creative work? This book might just be the ticket! By far my favorite book among the new releases from C & T Publishing so far this year is "Wearable Arf – 16 Fabulous Fashions for Your Darling Dog" by Rachele Fisher and Virgie Fisher.



This book immediately caught my eye because of the wonderful photographs of these two little pooches in their fantastic outfits. There is so much personality in each and every one. Then I read the copy for each outfit and laughed myself silly. For example, Angel Gabriel (he's the little boy dog) says of his "Little Kahuna" costume: "Then I got to hang out on the beach everyday and I learned all kinds of tips from the surfer guys who lived next door. I turned into a real surfer dog dude. I already had the cool hair. There was even a cute little Chihuahua girl dog down the street named Gidget! For real! I needed some cool duds so she

would think I was a dreamy Little Kahuna.”. Well – it was all over – I just had to own the book so home we went.

But guess what? When I got it home and started reading thru it I discovered that it’s actually a pretty good little primer on all sorts of embellishment techniques. Rachele writes about all sorts of tools and supplies, decorative threads and yarns, beads and baubles. She has a section which she calls ‘resurfacing fabric” which is a great section on making your own fabric from current fabric. She also gives instructions for making your own fabric with scraps, embellishments, ribbons, and so on using dissolving stabilizer. I’ve wanted to know how to do that for a while now. Fun stuff!

This book is not the end all be all of embellishments techniques. It is however a good beginner’s glance at some techniques and a great source of inspiration. As Virgie says in her introduction, “We present a variety of piecing, surface design, and embellishment techniques for both the beginner and the advanced stitcher. Our intent is to charge your designing spirit with ideas and inspiration. Create the projects we have outlined, add your own touches, or “unleash” your creativity and design your own garments. Most importantly, have fun!”.

Next time you are in the shop please be sure to introduce yourself to Mr. Angel Gabriel Universe and Miss Dolly Sue America. And check out some of their counterparts – Sir Barksalot and Lady Wiggletail, Taco Beau and Taco Belle, as well as Little Kahuna and Kahunette, and many more. You might just be inclined to design your very own “Little Red Party Dress”!!

Wearable Arf! Challenge

With a book review like that, you can’t wait to make that first outfit for your favorite canine, right!?! We’re going to challenge you to try your hand at “Wearable Arf!”. Here’s how it works...stop by and purchase a copy of the Wearable Arf! Book. Use the ideas and techniques in it to create an outfit for your special pet (we’ll even accept a dressed up cat for this challenge!). Take a picture of your pet wearing the outfit. Bring in the picture and the outfit (sorry guys, no pets allowed in the shop) by April 18. We’ll display them for the remainder of April and set up voting for your favorite outfit. Whoever receives the most votes will win a prize. This will be a fun challenge for all you animal lovers!!

Binding Help Needed for Charity Quilts



Last November, we had a great group of ladies help create four fabulous quilt tops for the soldiers in Afghanistan. The backs were made, they were sent off to the quilter, and now they’re back at the shop ready for binding. We’d love to have some help finishing them up. If you are available on Wednesdays from 2-5 during our Sit N Sew time, we’ll have them available for you to work on.

Encore of Peggy Barkle’s Fractured Stack Class

We’ll be having Peggy back in the shop on Saturday, May 30 from 10-4pm to teach her popular Fractured Stack class. Mark your calendar and save the date!

Great New Fabric

We have a great new fabric collection called AndaLucia by Patty Young for Michael Miller Fabrics. This collection is rich in red, pink, brown, and green.



There are some new additions in the Amy Butler area. We've restocked some of your favorites as well as bringing in several new colors and a few new designs as well.

Dragonfly Quilt Shop is on Facebook

If you're a Facebook user, search for Dragonfly Quilt Shop and become a fan!

Classes, Classes, and more Classes

Amy Butler's Birdie Sling Bag – Shary Karlin, Saturday, March 21, \$39

This honey of a sling holds everything and it's easy to make! Modern styling and dynamic proportions will make this one of your favorite carry-all bags! Shary will share with students several tips for making and finishing this Amy Butler pattern.

Shary will be available to help you with cutting on Thursday, March 12 from 5-7. Get a head start on cutting your Birdie Sling.



Easy Care, Easy Wear Sweatshirt Jacket – Glenda Holcomb, Thursday, March 19 and 26, 5:30-9pm, \$49 includes pattern

This easy to make and “easy to wear” quilted sweatshirt jacket has a wonderful textured appearance after it is completed and washed. A cozy and comfortable jacket you will reach for every time you feel a chill. The inside pockets make this jacket very secure for traveling, or just a day out shopping.

Version I, the landscape version, is simply one piece of fabric that is sewn and then cut, keeping the fabric design in tact. Version II, the potpourri style, is alternating strips of a focus fabric with strips of coordinating colors. This does not require you to keep the strips in order to maintain the fabric design. A separate motif can be added to both the front and back of either version to add interest to the jacket. As always, once you are secure with the method, you are only limited by your imagination.

Green Ideas for the Studio – Anita Heady, Saturday, March 28, 10-noon, \$19

Learn lots of tips and ideas from Anita Heady in her “Green Ideas for Your Studio” class on Saturday, March 28 from 10-noon. She'll be sharing ways to make the most of the fabric and supplies you have on hand along with suggesting ways to be more environmentally friendly in your studio. The class is frugally priced at \$19, and all who attend will receive a \$5 coupon toward future purchases at the shop.

Club Updates

Egg Money Club



What a variety of responses to the “Rosebud” block we had in February. Some liked it and some did not but most had it finished – way to go you women of Egg Money fame!

Our March meeting falls on March 17th - Saint Patrick's Day. We'll be full of the blarney I'm sure! We'll begin our look at two blocks – the “Turkey Tracks” block on page 52 and the “Rocky Road to Kansas” on page 116.


Remember - you do not need to work on these until after we meet. You'll have a whole month – five weeks this time – to work on them. They are a little similar in that both quilts call for one 12” finished block so you won't need to be concerned about the size issue.

A few calendar notes to remember. First, we decided to extend the Egg Money club thru July. That means our last meeting will be in July rather than in June. Secondly, I will be discussing curved border techniques at our April meetings. We will have our normal get together from about 1:00 until 2:30, and then I will end the meeting so that those who do not want to partake in that conversation may leave and then at 2:30ish we'll start looking at some key points for including a curved or scalloped border on your quilt. We'll have the same sort of timeline in the evening as well.

Now is a good time for you to be looking thru the pages of the book and thinking about the details of your quilt. Which blocks do you intend to include? How many of them? What kind of a setting? How many borders? What kind of a border? And so on. I would like to refer you to the pages in the back – the student gallery on pages 233 thru 238 – shows lots of different interpretations of these quilts. Another idea I would like to ask you to think about at this point: PLEASE!!! Look at the fabrics and colors you have chosen. Now is the time to begin thinking about including more of some and (perhaps) less of others. What do you want to see more of? What will give your quilt a balanced look? What will give it a little pop? Begin now to apply those ideas to the fabric selections for your future blocks!!!

I look forward to seeing you very soon - Keep on stitchin – Deb

Joyful Celebrations Club



The Joyful Celebrations Club will meet on Thursday, March 12 or Saturday, March 14 at 10am. We've decided that since these are so easy and fun, we're going to make two each month. For March, we're working on the dragonfly and the bunny. Each pattern is from the book Motif by Jeri Kelly. If you like the appliqué look but don't like to appliqué, this is a good club for you. The projects feature fused appliqué on a pieced background. The appliqué is left as true raw edge. Club membership is \$50 and includes the book. Members will receive more details and a supply list about a week before each meeting. The Saturday class is full, but there are a few seats left in the Thursday class. Hope to see you there!



Classy Ladies Club

It's time to start planning for our first meeting of the Classy Ladies club on April 2 from either 1-4pm or 6-9pm. The 6-9pm session is full but there are still plenty of seats in the 1-4pm session. The primary goal of the Classy Ladies is to improve cutting and piecing skills while having lots of fun! Each month we'll make a small project based on patterns by Debbie's Creative Moments. Our April project is from the pattern "Scrappy and Sensational". We'll be making an 18" block which can be used as a table topper, wall hanging, or pillow. Club membership to The Classy Ladies is \$50 and includes one pattern at each of our six monthly meetings.

Long Arm Quilter Pat Horning On-Site

Long Arm Quilter Pat Horning will be visiting Dragonfly Quilt Shop on Thursday, March 26 from 3-7pm. If you are interested in having Pat quilt one of your pieced tops, drop in or call to schedule an appointment with her. We have several shop samples quilted by Pat if you'd like to see some of her work.

Get Your Last Clue for the Pins & Needles Mystery Quilt



This is it. The last clue. You will finally know exactly how your quilt will look. We think it is beautiful and hope that you do too! Finish up those tops so that you can show them off at the mystery quilt reveal party on Saturday, April 25. This is always one of my favorite shop events. We can't wait to see your finished tops!

Earn Some Yummy Yards



You need some "Yummy Yards" and we're going to give them to you. Our yummy yards program lets you earn one yard of fabric for every \$100 in accumulated purchases you make. The computer keeps up with all of the counting so you don't have to. When you've reached \$100, a special message will print on your receipt. We'll remind you that you've earned a yard of fabric, and we'll especially remind you to save that receipt. You don't need to save all your receipts, but the ones with the special message is what you'll need to show us when you are ready to take home your "Yummy Yard".

Extended Thursday Hours

Don't forget our extended Thursday hours. It has been nice to see many of you who couldn't easily stop in any other time. We're open until 7pm every Thursday.

NOTE: The shop will be closing at 5pm on Thursday, March 5.

Dates to Remember for March

Every Wednesday – Sit n Sew from 2-5pm

Every Wednesday – Damselifies 10-11am

Every Thursday (except March 5) – open until 7pm

March 3-31 – Pick up the final clue in the Pins & Needles Mystery Quilt

March 12 – Joyful Celebrations Club with Debora Exum – 10am

March 12 – Cutting help in preparation for Birdie Bag Class with Shary Karlin– 5-7pm

March 14 – Joyful Celebrations Club with Debora Exum – 10am
March 17 – Egg Money Club with Deb Henderson – 1pm or 6pm
March 19 – Easy Care, Easy Wear Sweatshirt Jacket Part 1 with Glenda Holcomb – 5:30-9pm
March 21 – Amy Butler’s Birdie Bag with Shary Karlin – 10-4pm
March 26 – Easy Care, Easy Wear Sweatshirt Jacket Part 2 with Glenda Holcomb – 5:30-9pm
March 26 – Longarm Quilter Pat Horning on site – 3-7pm
March 28 – Green Ideas for the Studio with Anita Heady – 10-noon

Coming in April

April 2 – Classy Ladies Club with Debora Exum – 1pm or 6pm
April 4 – Big Springs Quilt Guild – 10am
April 8 – Charm Party Tote Session 1 with Cleo Ward – 5:30-7:30pm
April 9 – Joyful Celebrations with Debora Exum – 10am
April 9 – Funny Face Portrait Class Session 1 with Jodie Seila – 5:30-8:30pm
April 11 – Joyful Celebrations with Debora Exum – 10am
April 11 – Save Place Wallet with Deanne Johnson – 1-5pm
April 21 – Egg Money Club with Deb Henderson – 1pm or 6pm
April 22 – Charm Party Tote Session 2 with Cleo Ward – 5:30-7:30pm
April 23 – Funny Face Portrait Class Session 2 with Jodie Seila – 5:30-8:30pm
April 25 – Mystery Quilt Reveal Party – 1pm



1260 Mars Hill Road, Suite 103
Watkinsville, GA 30677
(706)769-0070
(706)769-0071 fax
info@dragonflyquiltshop.com
www.dragonflyquiltshop.com