



News
July 2007

A Word from Debora – The Gift of Teaching

In the six months since the shop has been open (can you believe it's been six months already?!), I have had the pleasure of watching you learn, learning with you, and being taught by you. I have always admired teachers. It is impressive enough to be skilled as a quilt maker, but to also have the gift of sharing it with others in a way that encourages and excites the student is a gift of the highest degree. It can be subtle or bold, planned or unexpected. It's the customer sharing their quilt top that we all gather around to consider the perfect quilting design, and it's that one minute conversation where I finally understand how to make a better corner on my binding (even though I'm sure I've been told several times before). It's the customer showing me a quick coaster project and it's a classroom teacher successfully juggling a room full of students. The best part in all of it is that it goes on and on. We have been sharing the quick coaster project in the shop. If you've seen it, my guess is you'll share it with your quilting friends.

I hope you will all continue to learn with us and continue to teach us. You are a gifted bunch.

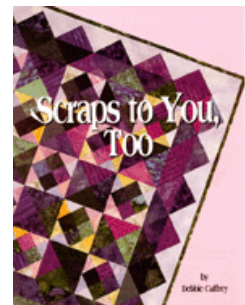
Happy quilting,
Debora

Countdown to Debbie Caffrey Workshops

This time next month we'll be learning from our first nationally renowned teacher, Debbie Caffrey. Please sign up soon to reserve your seat in two workshops and a lecture. The schedule is as follows:

Sunday, July 29 at 2:00pm

Lecture "**How to Have It All**", trunk show, and book signing. Move it, use it, and don't lose it! This lecture focuses on stash collecting, organizing, and utilizing. Learn what to collect, how to store it so you can find it easily, and see wonderful multiple fabric quilts that result from having the stash at your fingertips. Some slides and lots of show and tell. This event will be held off-site to allow for a larger audience. The location and directions will be provided at the time of registration.



Monday, July 30 10:00am – 4:00pm

Workshop "**Power Cutting, Too**"

We have been reading Debbie's first book on this subject, Power Cutting, and have been impressed with her ideas and techniques. This is not a subject focused only on beginners. Advanced quilters will be empowered by the information Debbie will share.


Monday, July 30, 6:00pm – 9:00pm

Workshop “**Scraps to You, Too**”

Based on a book by the same title, learn a new strip-piecing technique, how to make adjustments in size, how to use the unit in traditional blocks, and how to use the Bird in the Air blocks as a design unit by itself. After learning the basic technique, quilters can decide whether to continue to design with the units, or make a quilt using a design presented by Debbie.

Each event has limited seating so please sign up early.

Visit Debbie’s website to see more of her work at <http://www.debbiescreativemoments.com>.



To briefly introduce you to Debbie’s work, she has written numerous books including Open a Can of Worms, Another Can of Worms (we have a shop sample from this book), Power Cutting, Power Cutting, Too, Noodle Soup, and many others. She has a full line of patterns called “Classy Patterns” and has published more than 125 mystery quilt patterns (we will be introducing one of her mystery quilts in the shop in the next couple of months). She has also appeared on two episodes of *Simply Quilts*. That’s quite a resume, and I am thrilled to be able to offer you the opportunity to learn from a nationally known teacher.

Open July 4th – Independence Day Sale

We will be open July 4th from 10:00am – 3:00pm. We are celebrating the day by decorating our fabric bolts for you. We’ll have around 300 bolts with American flags and 300 bolts with liberty bells. Fabric with liberty bells on the bolt are 25% off and fabric with American flags on the bolt are 40% off. In addition, all class registrations will be \$5 off for the day. If you can’t make it to the shop, but have been meaning to sign up for a class, you are eligible for the discount by phone for paid registrations.



Can’t make it in on July 4th? Not to worry. Thursday, July 5 through Saturday, July 7, fabric tagged with liberty bells will be 10% off and fabric tagged with American flags will be 25% off.



Peppermint & Holly Berries Club Open House

Join us for the first meeting of the Peppermint & Holly Berries club. It will be open to everyone so that you can learn more about being part of this fun club. We’ll have refreshments, door prizes, and lots of other fun goodies. The theme for the first meeting is “Set the Table” so you can expect to see a number of table runner ideas along with some tips for creating them. The meeting should run about an hour, and the classroom is reserved until 1:00pm so you can get started sewing on something beautiful for your holiday table. Join us on Thursday, July 12 at 10:00am or Saturday, July 14 at 10:00am.

As a reminder, the club is based on the projects in Nancy Halvorsen’s Peppermint & Holly Berries book and on her fabric line.



Club membership is \$45 and includes a copy of the Peppermint & Holly Berries book.

Holly Jolly July – July 12-14

To celebrate the first meeting of our new club, Peppermint & Holly Berries, we will be offering a discount on all Christmas fabric purchases. You will receive \$10 off any purchase of \$50 or more that includes at least one piece of fabric from our Christmas lines. There's plenty to choose from as most of our new fabric received this month has something to do with the holidays. The sale will begin on Thursday, July 12 and run through Saturday, July 14.

Clothesline Club Starts at Dragonfly on July 17th!

Welcome to all those who have already signed up for the Clothesline Club! The kick off event in June was a lot of fun. I was delighted at the stories people shared that were brought back to them by some of the Clothesline Club fabric and by some of Darlene's patterns. I think that means the club will be a lot of fun and a lot more fun stories will be shared. I overheard one new member say that they just could not help liking the fabric – "it's just so cheerful" they said!



For those of you who don't know, the Clothesline Club was created by Darlene Zimmerman as a way to share her passion for and extensive knowledge about fabric and patterns from the 20's, 30's and 40's. In fact, her website is feedsacklady.com.

The Clothesline Club features fabrics, patterns and projects all designed by Darlene as well as informative materials about the history and uses of these fabrics and designs. The club will meet once a month. Each month there will be a newsletter from Darlene and new featured projects as well as several optional patterns and/or kits. Projects range from tea cozies to pillows to aprons and more plus lots of quilt patterns. Club members will get sneak previews of new Clothesline Club fabrics as they arrive, receive kits and patterns reserved just for them, have the opportunity to participate in club projects, and be entitled to discounts on select club merchandise throughout the year.

Club members will have two opportunities to attend the monthly meeting. Meetings are scheduled for the third Tuesday and the third Saturday of the month. The Tuesday group will meet at 6:00 pm while the Saturday group will meet at 10:00 am. Meetings will last about an hour. We are also scheduling a two hour club sewing time to be held immediately following each meeting for those who want to get to work on their projects right away. There is still room in both sections so please let us know if you are interested in joining us for this fun look at the works of the "Feed Sack Lady" and more! Club membership is \$25 per year.

Art to Heart Trunk Show



The Art to Heart Trunk Show featuring projects from Nancy Halvorsen's Peppermint & Holly Berries book will be here Tuesday, July 10. There are over twenty projects included in the show. This will be a great way to get inspired to begin your holiday sewing and quilting projects.

New Product Spotlight - Soak

We get lots of questions about washing quilts and now we have a product that we recommend for cleaning your quilts and other fine washables. Soak is an environmentally friendly product as it is biodegradable, rinse-free, and phosphate-free. It comes in three yummy scents that make your fibers smell as great as they look. Soak is a pure, gentle and deliciously scented way to wash the delicate items you care most about. We have small sample packs available for \$1.00 so pick one up and try it for yourself.



On-line Shopping Now Available

If you've visited our web site lately, you may have noticed a new link on the home page. We are beginning to offer fabric for sale on-line. This will be a growing part of our business for the next several months. Right now, it is all one-yard cuts, primarily from Westminster, Lakehouse, and Hoffman. We will continue to add fabric by the yard to the site, and hope to eventually add bundles, kits, and fat quarters. If you aren't able to visit the shop in person as often as you'd like, I hope you enjoy having us in your home as your virtual quilt shop.

Customer Spotlight - Norma Pettigrew

It's always exciting to see customers getting well deserved recognition for their talents. Norma Pettigrew, who won ribbons for Best Bed Quilt and Best Machine Quilting at the Cotton Patch Quilt Guild Show last March, is pictured with her award winning quilt in the August issue of McCall's Quilting. Look just inside the back cover to see her on page 90. Congratulations, Norma!



Teacher Spotlight - Catherine Hart

Catherine is in her second rotation of teaching our Colorwash Landscape Quilt class and will be adding a Beginning T-Shirt Quilt class in July as well as a Pieced Landscape Quilt class in September. She recently had three quilts admitted to the "Elements of Light" show at the Quinlan Visual Arts Center in Gainesville, Georgia. One of her pieces, titled "Evening Star Rising" won second place. It is constructed using the Colorwash Landscape technique. You can see her winning quilt as well as more information about the exhibit at <http://quinlanartscenter.org/>. Congratulations, Catherine!

Classes for July and beyond

- **Spinning Squares** with Terri Jarrett
Saturday, July 7 and 28 from 2-5pm
Explore the magic of tessellations with this easy to construct quilt. Students should have some quilting experience. The class will explore: several ways of constructing the block, other patterns that can be created using this or similar blocks, the basics of tessellations, how to modify the block for a more "spinner" effect, and the effects of color on design.
- **The Three T's of Quilting – Techniques, Terms, and Tools** with Shary Karlin
Saturday, July 14 from 2-5pm
If you are new to quilting, this is the place to start. Do the terms fat quarter, on the bias, and rotary cutter make your head spin with confusion? This class will cover that



and much more. We will talk about the process of quilting from start to finish and will try out some of the tools just for fun. This is the first in a series of classes for beginners.

- **The Why and How of Labeling Your Quilts** with Robin Cook
Wednesday, July 18 from 10-noon
or Thursday, July 26 from 6-8pm
You've finally finished that quilt. You're proud of your accomplishment. Now it's time for you to "sign" your work of art. In this class we'll discuss what information can or should be included on a quilt label. Why should a label be attached anyway? Does it have to be sentimental and "flowery"? We'll explore many different ways to make a label, including embroidery, preprinted labels and computer programs, among others. And one more thing...does the label have to be on the back of the quilt? Let's talk about it!
- **T-Shirt Quilts for Beginners** with Catherine Hart
Tuesday, July 17 from 10-2:30 (30 minute break for lunch on your own)
This class will give you all the information you need to create your own t-shirt quilt. You will learn: t-shirt preparation, application of stabilizer, measuring and cutting (scissors or rotary), planning your quilt based on the size and number of shirts (bring all you like and the instructor will comment on challenges)
- **Beginning Table Runner** with Deb Henderson
Saturday, July 21 from 2-5pm
This table runner is a great first project for a new quilter. It is also a quick project for the experienced quilter. In making our samples, we found it a good exercise in choosing a focus fabric and three complementary fabrics. We have some kits available for this class. You can also choose to purchase the pattern and select your own fabrics. Deb will have several tips to share for making this project even better.
- **Color for your Quilt – Out of the Closet and on to the Mat** with Deb Henderson
Thursday, August 16 from 2-5pm
- **Basic Machine Quilting** with Frances Arnold
Tuesday, August 7 and 14 from 10-1pm

New Arrivals

We have some wonderful new collections of fabric to share with you this month:

In the Pink by Moda – This group is very contemporary with pink, brown, and white. Florals, geometrics, and leaves are represented. I think these would be great in a bag or skirt. This is a fun collection that seems to catch everyone's eye.

Let it Snow by Moda – Three bolts that are primarily blue and white with snowmen and snowflakes.

Tamarack Grove by Moda – This collection is rich with color...eggplant, moss green, forest green, deep red, and black. There is a beautiful, wide stripe with cardinals, along with a few solids that round out the group.

Snow Village by Moda – Think about the night and you’ll have a good image of this collection. It is blues, grays, and blacks, all used in starry night, forest, village, and swirls that look like a windy night. These will make wonderful backgrounds for many projects.

Hoffman Batiks – 26 more bolts have arrived, many with a fall feel. There are some amazing tree prints in great colors as well as pine boughs, holly, and swirls. This set is another beautiful representation of Hoffman batiks at their best.


Little Darlings 5 and Hints of Prints by Darlene Zimmerman for Robert Kaufman – This is the second of four fabric lines that will be part of the Clothesline Club. We’ll make these available by the yard first to our Clothesline Club members until after the first club meeting, then we’ll put them on the floor for everyone. If you can’t wait until then, fat quarters are available now.

China Doll by Hoffman – Four fabrics representing red, black, bamboo, and blossoms, all with a distinctly Asian flair.

Silhouettes by Robert Kaufman – Three fabrics that combine music and the holidays. One is an antique cream and looks like old sheet music. The others are red and green with sheet music in black and snowflakes in gold.

Book Review - 40 Fabulous Quick-Cut Quilts by Evelyn Sloppy

By Deb Henderson



Rating = A

160 pages; full color; literally 40 quilts!

Everyone loves a new book full of lots of beautiful photos of lots of beautiful quilts. This book is not brand new (copyright 2005) but it surely lives up to the rest of that description! The quilts in the book range from very traditional looking, scrappy fabric quilts, such as “Anniversary Stars” on page 30, to very fresh, new looks such as “And All That Jazz” on page 26. What I enjoy about these quilts is that most of the patterns are very “traditional” and very straightforward and mostly easy. But Evelyn shows us how to “kick that up a notch”.

For example, “Peppermint Twist” on page 11 is a spin off from the classic red and white quilts from earlier days. The quilt is indeed red and white but Evelyn used a small print as the white fabric and a red and white stripe in the border to update the feel of the whole quilt. It is a simple throw (51” X 51”) made of exclusively of squares and, as Evelyn says, “Here’s a perfect project for a beginning quilter”.

OK, forty wonderful versions of eye candy but . . . there is a lot more. I bought this book when it first came out and I have used it regularly since then. After the introduction there are 13 pages of instructions from Evelyn which I think are very well done. Her page on bindings is my textbook for that. And I often use her information on “Easy Piecing Techniques” to move

along a little better and faster. And furthermore, throughout the book she has extra tips in little brown boxes that often help solve an issue when something is just not quite right.

I would highly recommend this book to a beginning quilter. It is very inspiring to look at and it is full of truly useful info. I would recommend it to intermediate and advanced quilters as well for the eye candy that it is and for the useful tips inside.

Happy reading!

By Appointment Shop Hours Continue

Please remember to call and let us know if you want to shop outside our normal hours. We can't promise we'll be here for spur of the moment requests, but if you give us a day or two advance notice, we guarantee that we will have the shop open just for you.



Congratulations – You Could be Next

Congratulations to LuVerne Hoover for being the winner of our June gift drawing for a Stix and Stones quilt kit. Our gift for July is a Peas & Carrots picnic quilt kit. You are eligible for the drawing if you are on our mailing list and have not previously won one of our monthly gifts.

Dates to Remember for July

Every Wednesday – Sit n Sew from 2-5pm

July 7 – Big Springs Quilt Guild - 10am

July 10-20 – Art to Heart trunk show

July 12 – Peppermint & Holly Berries Club meeting I (first option) – 10am

July 14 – Peppermint & Holly Berries Club meeting I (second option) – 10am

July 14 – The Three T's of Quilting – Techniques, Terms, and Tools – 2pm

July 17 – T-Shirt Quilt Class for Beginners – 10am

July 17 – Clothesline Club meeting I (first option) – 6pm

July 18 – The Why and How of Labeling Your Quilt – 10am

July 21 – Clothesline Club meeting I (second option) – 10am

July 21 – Beginning Table Runner – 2pm

July 26 – The Why and How of Labeling Your Quilt – 6pm

July 29 – Debbie Caffrey lecture, trunk show, and book signing – 2pm

July 30 – Debbie Caffrey workshop “Power Cutting, Too” – 10am

July 30 – Debbie Caffrey workshop “Scraps to You, Too” – 6pm



1260 Mars Hill Road, Suite 103
Watkinsville, GA 30677

(706)769-0070

(706)769-0071 fax

info@dragonflyquiltshop.com

www.dragonflyquiltshop.com